

People with long histories of homelessness are living in permanent supportive housing

In fiscal year 2010, a total of 2,532 households experiencing long term homelessness obtained permanent supportive housing through housing and services funded under the Minnesota Business Plan to End Long-Term Homelessness. Minnesota Housing funded housing opportunities with capital funding sources, operating subsidies and rental assistance. The Department of Human Services funded supportive services through the Supportive Services Grant. Providers funded by both agencies provide access to housing and services to stabilize people in housing.

Another 927 households identified as long term homeless were living in permanent supportive housing not funded through the Business Plan (identified in HMIS).

Minnesota Housing Snapshot

At the end of fiscal year 2010, 1,773 households were living in housing funded by Minnesota Housing under the state's business plan. Throughout the year, 2,245 households were housed, including 2,524 adults and 1,832 children (7/1/2009 – 6/30/2010).

The People Housed

- 42% of the households were families; 58% were single adults.
- 9% of households were headed by youth under the age of 22 (55% families, 45% singles).
- 41% of participants self-identified as Black/African-American, 19% as American Indian.
- 72% of adults reported some type of disability, mental illness being the most prevalent (55%).
- 60% of households were living in scattered site supportive housing; 40% were living in site based supportive housing.

Outcomes

- 87% of households served were still in housing at the end of the year or had moved into another permanent housing option.
- Household income increased for 32% of households since entering housing and 16% of households have income from wages.
- The median income for single adults increased 132% since program entry (from \$203 to \$471 monthly). Family median income increased 14% (from \$532 to \$607 monthly).
- Most Households that exit housing do not return to shelter (14% of LTH program exits in 2009)

Department of Human Services Snapshot

Throughout state fiscal year 2010, 1,690 long-term homeless households, including 2,019 adults and 1,565 children, received services from the DHS Long-term Homeless Services Grant. About 70 percent of the households with a known housing status were living in permanent supportive housing.

The Long-Term Homeless Supportive Services grants provide funding for services needed to help households escape homelessness, stay in housing and achieve their goals. Funds are also used to fill gaps in the current service system and for services ranging from utility bill assistance to transportation needs to crisis intervention.

continued on back

DHS Snapshot, *continued*

The People Served

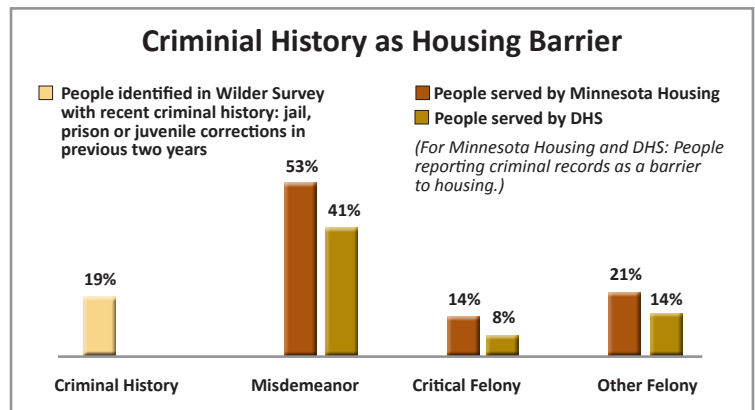
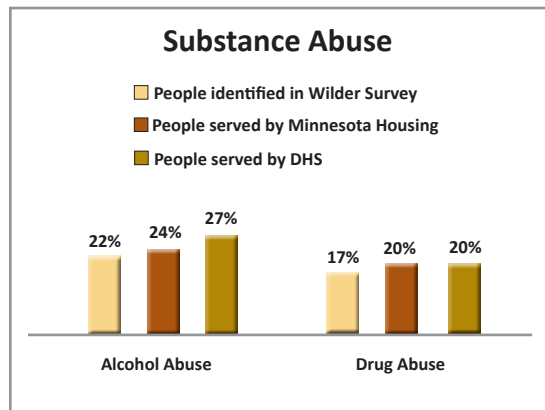
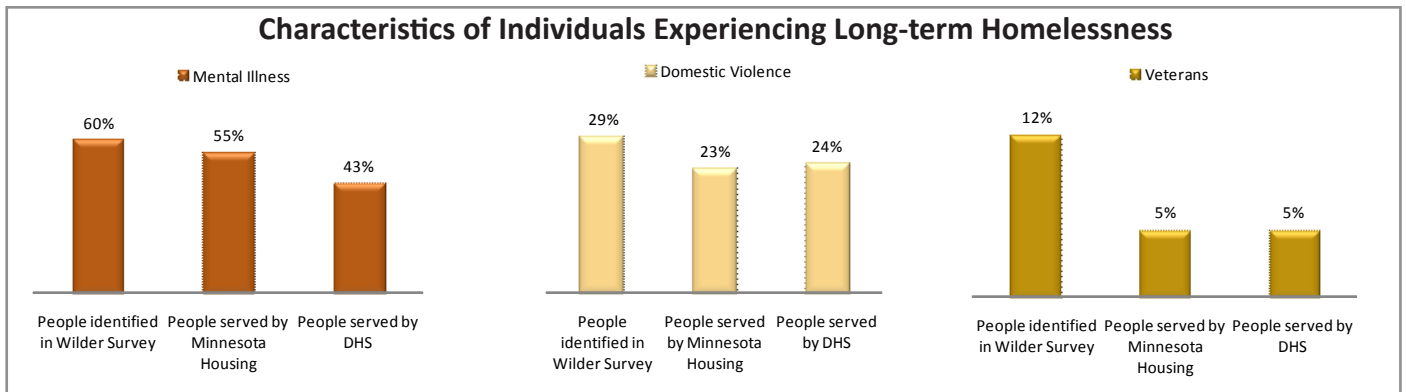
- Households served were evenly divided between families and single adults.
- 14% of households were headed by youth under the age of 22
- 11% of participants self-identified as Black/African-American, 46% American Indian.
- 59% of adults reported some type of disability, mental illness being the most prevalent (43%).
- 92% of those living in permanent housing were in a scattered site setting; 8% were in site-based.

Outcomes

- Household income increased for 38% of households since program entry and 34% of households have income from wages currently or at exit.
- 42% of households that left the program exited to permanent housing
- Most households that exit the program do not return to shelter (14% of LTH exits in 2009)

Business Plan reaches target population.

Comparing the characteristics of long-term homeless (LTH) individuals identified in the 2009 Wilder Survey with the individuals served through the plan, housing and services are reaching the targeted long term homeless populations of people with mental illness, chemical dependency and criminal histories; the populations of veterans and victims of domestic violence are lower than identified in the survey.



N= Number of adult individuals Wilder Survey N=3553 MN Housing N= 2524 DHS N=2018

The data in this report were compiled from more than 100 provider reports submitted to Minnesota Housing and Department of Human Services and statewide data compiled by Wilder Research. All data are from the Minnesota Homeless Management Information System (HMIS) and include households served from July 1, 2009 – June 30, 2010.